

Department: STATE UNIVERSITIES AND COLLEGES  
 Agency/Operating Unit: BATANG PENINSULA STATE UNIVERSITY  
 Region/Province/City: RO III/BATAAN/BALANGA  
 Fund: GENERAL FUND

STATEMENT OF APPROPRIATIONS, ALLOTMENTS, OBLIGATIONS, DISBURSEMENTS AND BALANCES  
 As of the Quarter Ending September 30, 2013

Annex A

Particulars	Appropriations					Allotments		Current Year Obligations								Current Year Disbursements				Balances	
	Authorized Appropriation	Adjustments	Adjusted Appropriations	Allotments Received	Transfer To	Transfer From	Adjusted Total Allotments	1st Quarter ending March 31	2nd Quarter ending June 30	3rd Quarter ending Sept. 30	4th Quarter ending Dec. 31	Total	1st Quarter ending March 31	2nd Quarter ending June 30	3rd Quarter ending Sept. 30	4th Quarter ending Dec. 31	Total	Unreleased Appropriations	Unobligated Allotment	Unpaid Obligations	
1	2	3	4	5	6	7	8=(5+6+7)	9	10	11	12	13=(9+10+11+12)	14	15	16	17	18=(14+15+16+17)	19	20	21	
I. CURRENT YEAR BUDGET/APPROPRIATIONS																					
A. AGENCY SPECIFIC BUDGET																					
Personnel Services	143,175,000.00	-	143,175,000.00	143,175,000.00	-	-	143,175,000.00	34,133,050.89	39,474,268.56	31,779,591.47	-	105,436,900.92	34,133,050.89	39,474,268.56	31,779,591.47	-	105,436,900.92	-	37,738,099.08	-	
Maintenance & Other Operating Expenses	51,217,000.00	-	51,217,000.00	51,217,000.00	-	-	51,217,000.00	7,975,374.14	11,086,185.21	12,725,413.73	-	31,786,973.08	7,975,374.14	11,086,185.21	12,725,413.73	-	31,786,973.08	-	19,430,026.92	-	
Financial Services	-	-	-	-	-	-	-	-	-	-	-	-	-	-	-	-	-	-	-	-	
Capital Outlays	7,700,000.00	-	7,700,000.00	7,700,000.00	-	-	7,700,000.00	-	-	7,700,000.00	-	7,700,000.00	-	-	808,597.74	-	808,597.74	-	-	6,891,402.26	
B. SPECIAL PURPOSE FUNDS																					
MISCELLANEOUS/Personnel Benefits Fund																					
Personnel Services	5,560,223.00	-	5,560,223.00	5,560,223.00	-	-	5,560,223.00	-	769,352.00	4,213,852.00	-	4,983,204.00	-	769,352.00	4,213,852.00	-	4,983,204.00	-	577,019.00	-	
Pension & Gratuity Fund/Retirement Benefits Fund	-	-	-	-	-	-	-	-	-	-	-	-	-	-	-	-	-	-	-	-	
Personnel Services	1,442,628.00	-	1,442,628.00	1,442,628.00	-	-	1,442,628.00	-	1,442,627.40	-	-	1,442,627.40	-	1,442,627.40	-	-	1,442,627.40	-	0.60	-	
Priority Development Assistance Fund	-	-	-	-	-	-	-	-	-	-	-	-	-	-	-	-	-	-	-	-	
Maintenance & Other Operating Expenses	4,075,000.00	-	4,075,000.00	4,075,000.00	-	-	4,075,000.00	-	200,000.00	3,875,000.00	-	4,075,000.00	-	200,000.00	3,875,000.00	-	4,075,000.00	-	-	1,500,000.00	
Capital Outlays	1,500,000.00	-	1,500,000.00	1,500,000.00	-	-	1,500,000.00	-	-	1,500,000.00	-	1,500,000.00	-	-	-	-	1,500,000.00	-	-	-	
Others (Please specify)	-	-	-	-	-	-	-	-	-	-	-	-	-	-	-	-	-	-	-	-	
C. AUTOMATIC APPROPRIATIONS																					
Retirement and Life Insurance Premium	-	-	-	-	-	-	-	-	-	-	-	-	-	-	-	-	-	-	-	-	
Personnel Services	13,748,967.00	-	13,748,967.00	13,748,967.00	-	-	13,748,967.00	3,436,930.20	3,421,159.74	3,500,987.66	-	10,359,077.60	3,436,930.20	3,421,159.74	3,500,987.66	-	10,359,077.60	-	3,389,889.40	-	
Custom Duties and Taxes	-	-	-	-	-	-	-	-	-	-	-	-	-	-	-	-	-	-	-	-	
Maintenance & Other Operating Expenses	-	-	-	-	-	-	-	-	-	-	-	-	-	-	-	-	-	-	-	-	
Others (Please specify)	-	-	-	-	-	-	-	-	-	-	-	-	-	-	-	-	-	-	-	-	
TOTAL CURRENT YEAR BUDGET/APPROPRIATIONS	228,418,818.00	-	228,418,818.00	228,418,818.00	-	-	228,418,818.00	45,595,355.23	56,393,592.91	65,294,834.86	-	167,283,783.00	45,595,355.23	56,393,592.91	56,903,432.60	-	158,892,380.74	-	61,135,035.00	8,391,402.26	
II. PRIOR YEARS BUDGET/CONTINUING APPROPRIATIONS																					
D. UNRELEASED APPROPRIATION																					
AGENCY SPECIFIC BUDGET																					
Personnel Services	-	-	-	-	-	-	-	-	-	-	-	-	-	-	-	-	-	-	-	-	
Maintenance & Other Operating Expenses	-	-	-	-	-	-	-	-	-	-	-	-	-	-	-	-	-	-	-	-	
Financial Services	-	-	-	-	-	-	-	-	-	-	-	-	-	-	-	-	-	-	-	-	
Capital Outlays	-	-	-	-	-	-	-	-	-	-	-	-	-	-	-	-	-	-	-	-	
E. SPECIAL PURPOSE FUNDS																					
Calamity Fund	-	-	-	-	-	-	-	-	-	-	-	-	-	-	-	-	-	-	-	-	
Maintenance & Other Operating Expenses	-	-	-	-	-	-	-	-	-	-	-	-	-	-	-	-	-	-	-	-	
Capital Outlays	-	-	-	-	-	-	-	-	-	-	-	-	-	-	-	-	-	-	-	-	
Priority Development Assistance Fund	-	-	-	-	-	-	-	-	-	-	-	-	-	-	-	-	-	-	-	-	
Maintenance & Other Operating Expenses	-	-	-	-	-	-	-	-	-	-	-	-	-	-	-	-	-	-	-	-	
F. UNOBLIGATED ALLOTMENT																					
Personnel Services (under CFAG)	-	-	-	-	-	-	-	-	-	-	-	-	-	-	-	-	-	-	-	-	
Maintenance & Other Operating Expenses	-	-	-	-	-	-	-	-	-	-	-	-	-	-	-	-	-	-	-	-	
Capital Outlays	-	-	-	-	-	-	-	-	-	-	-	-	-	-	-	-	-	-	-	-	
TOTAL PRIOR YEARS BUDGET/CONT. APPROPRIATIONS	228,418,818.00	-	228,418,818.00	228,418,818.00	-	-	228,418,818.00	45,595,355.23	56,393,592.91	65,294,834.86	-	167,283,783.00	45,595,355.23	56,393,592.91	56,903,432.60	-	158,892,380.74	-	61,135,035.00	8,391,402.26	

Certified Correct:

*Prima C. Salvador*  
 PRIMA C. SALVADOR  
 Budget Officer

Approved by:

*DESIGN C. MAGSANTAY, Ed.D.*  
 DESIGN C. MAGSANTAY, Ed.D.  
 University President

Certified Correct:

*ERINA Z. LACSON*  
 ERINA Z. LACSON  
 Accountant IV

Department: STATE UNIVERSITIES AND COLLEGES  
Agency/Operating Units: BATAAN PENINSULA STATE UNIVERSITY  
Region/Province/City: RO III/BATAAN/BALANGA  
Fund: GENERAL FUND

DETAILED STATEMENT OF CURRENT YEAR'S OBLIGATIONS, DISBURSEMENTS AND UNPAID OBLIGATIONS  
As of September 30, 2013

Annex B

Program/Activity/Project (P/A/P) and Account Title	Account Code	Current Year Obligations						Disbursements				Balance (Unpaid Obligations) 13=(7-12) =(14+15)	Breakdown of Unpaid Obligations	
		1st Quarter ending March 31	2nd Quarter ending June 30	3rd Quarter ending Sept. 30	4th Quarter ending Dec. 31	Total	1st Quarter ending March 31	2nd Quarter ending June 30	3rd Quarter ending Sept. 30	4th Quarter ending Dec. 31	Total		Accounts Payable	Obligations Not Yet Due & Demandable
		3	4	5	6	7	8	9	10	11	12		14	15
I. CURRENT YEAR BUDGET/APPROPRIATIONS														
A. AGENCY SPECIFIC BUDGET														
P/A/P (Please Specify)														
Personnel Services														
Salaries and Wages - Regular	701	28,679,952.02	28,631,080.20	28,114,193.50	-	85,425,225.72	28,679,952.02	28,631,080.20	28,114,193.50	-	85,425,225.72	-	-	-
Salaries and Wages - Part-time	703	68,290.26	68,290.26	5,316.00	-	68,290.26	68,290.26	68,290.26	5,316.00	-	68,290.26	-	-	-
Salaries and Wages - Casual	705	694,528.21	27,213.61	5,316.00	-	727,057.82	694,528.21	27,213.61	5,316.00	-	727,057.82	-	-	-
Salaries and Wages - Contractual	706	758,662.52	268,671.13	254,196.90	-	1,281,530.55	758,662.52	268,671.13	254,196.90	-	1,281,530.55	-	-	-
Other Compensation														
Personnel Economic Relief Allowance (PERA)	711	2,427,552.89	2,429,888.36	2,468,496.76	-	7,325,938.01	2,427,552.89	2,429,888.36	2,468,496.76	-	7,325,938.01	-	-	-
Representation Allowance (RA)	713	112,000.00	109,000.00	126,000.00	-	347,000.00	112,000.00	109,000.00	126,000.00	-	347,000.00	-	-	-
Transportation Allowance (TA)	714	63,500.00	53,500.00	96,704.53	-	213,704.53	63,500.00	53,500.00	96,704.53	-	213,704.53	-	-	-
Clothing Allowance	715	2,030,000.00	2,030,000.00	33,125.00	-	2,030,000.00	2,030,000.00	2,030,000.00	33,125.00	-	2,030,000.00	-	-	-
Subsistence, Laundry and Quarter Allowance	716	4,100.00	20,500.00	57,725.00	-	57,725.00	4,100.00	20,500.00	57,725.00	-	57,725.00	-	-	-
Productivity Incentive Allowance	717	808,000.00	4,000.00	-	-	812,000.00	808,000.00	4,000.00	-	-	812,000.00	-	-	-
Overseas Allowance	718	-	-	-	-	-	-	-	-	-	-	-	-	-
Other Bonuses and Allowances	719	-	20,000.00	-	-	20,000.00	-	20,000.00	-	-	20,000.00	-	-	-
Honoraria	720	40,000.00	35,000.00	-	-	75,000.00	40,000.00	35,000.00	-	-	75,000.00	-	-	-
Hazard Pay	721	-	-	-	-	-	-	-	-	-	-	-	-	-
Longevity Pay/Step Increments on Length of Service	722	-	-	11,146.44	-	11,146.44	-	-	-	-	11,146.44	-	-	-
Overtime and Night Pay	723	-	-	-	-	-	-	-	-	-	-	-	-	-
Year-End Bonus & Cash Gifts	724/725	2,356.00	5,796,227.00	12,501.74	-	5,811,084.74	2,356.00	5,796,227.00	12,501.74	-	5,811,084.74	-	-	-
Personnel Contributions														
Life and Retirement Insurance Contributions	731	3,436,930.20	3,421,159.74	3,425,363.66	-	10,283,453.60	3,436,930.20	3,421,159.74	3,425,363.66	-	10,283,453.60	-	-	-
Pag-ibig Contributions	732	126,943.00	121,225.00	123,400.00	-	371,568.00	126,943.00	121,225.00	123,400.00	-	371,568.00	-	-	-
Philhealth Contributions	733	317,456.25	314,325.00	318,600.00	-	950,381.25	317,456.25	314,325.00	318,600.00	-	950,381.25	-	-	-
ECC Contributions	734	121,500.00	121,200.00	123,400.00	-	366,100.00	121,500.00	121,200.00	123,400.00	-	366,100.00	-	-	-
Other Personnel Benefits														
Pension Benefits - Civilian	738	-	-	-	-	-	-	-	-	-	-	-	-	-
Pension Benefits - Military/Uniformed	739	-	-	-	-	-	-	-	-	-	-	-	-	-
Retirement Benefits - Civilian	740	-	-	-	-	-	-	-	-	-	-	-	-	-
Retirement Benefits - Military/Uniformed	741	-	-	-	-	-	-	-	-	-	-	-	-	-
Terminal Leave Benefits	742	1,442,627.40	-	-	-	1,442,627.40	-	-	-	-	1,442,627.40	-	-	-
Health Workers Benefits	743	-	-	-	-	-	-	-	-	-	-	-	-	-
Other Personnel Benefits-Loyalty Pay	749	26,500.00	193,500.00	92,500.00	-	312,500.00	26,500.00	193,500.00	92,500.00	-	312,500.00	-	-	-
Total Personnel Services		37,619,981.09	45,107,407.70	35,204,944.53	-	117,921,186.88	37,619,981.09	45,107,407.70	35,204,944.53	-	117,921,186.88	-	-	-

Department: STATE UNIVERSITIES AND COLLEGES  
Agency/Operating Units: BATAMAN PENINSULA STATE UNIVERSITY  
Region/Province/City: RO III/BATAMAN/BALANGA  
Fund: GENERAL FUND

DETAILED STATEMENT OF CURRENT YEAR'S OBLIGATIONS, DISBURSEMENTS AND UNPAID OBLIGATIONS  
As of September 30, 2013

Annex B

Program/Activity/Project (P/A/P) and Account Title	Account Code	Current Year Obligations						Disbursements						Balance (Unpaid Obligations) 13=(7-12) =(14+15)	Breakdown of Unpaid Obligations	
		1st Quarter ending March 31	2nd Quarter ending June 30	3rd Quarter ending Sept. 30	4th Quarter ending Dec. 31	Total		1st Quarter ending March 31	2nd Quarter ending June 30	3rd Quarter ending Sept. 30	4th Quarter ending Dec. 31	Total			Accounts Payable	Obligations Not Yet Due & Demandable
1	2	3	4	5	6	7		8	9	10	11	12		13	14	15
Maintenance & Other Operating Expenses																
Traveling Expenses-Local	751	541,747.66	843,814.00	517,149.42	-	1,902,711.08		541,747.66	843,814.00	517,149.42	-	1,902,711.08				
Travel Expenses-Foreign	752															
Training and Scholarship Expenses	753	239,110.00	925,644.91	866,640.00	-	2,031,394.91		239,110.00	925,644.91	866,640.00	-	2,031,394.91				
Training Expenses	754															
Scholarship Expenses	755	995,018.98	807,590.06	1,158,847.90	-	2,961,456.94		995,018.98	807,590.06	1,158,847.90	-	2,961,456.94				
Office Supplies Expenses	756	30,000.00	-	12,360.00	-	42,360.00		30,000.00	-	12,360.00	-	42,360.00				
Accountable Forms Expenses	757															
Animal/Zoological Supplies Expenses	758	270,240.58	157,997.71	116,425.22	-	544,663.51		270,240.58	157,997.71	116,425.22	-	544,663.51				
Food Supplies Expenses	759	1,335.73	-	43,247.00	-	44,582.73		1,335.73	-	43,247.00	-	44,582.73				
Drugs & Medicines Expenses	760	2,023.00	-	-	-	2,023.00		2,023.00	-	-	-	2,023.00				
Medical, Dental & Laboratory Supplies Expenses	761	215,009.58	290,957.06	165,845.18	-	671,811.82		215,009.58	290,957.06	165,845.18	-	671,811.82				
Gasoline, Oil and Lubricants Expenses	762	31,650.00	22,412.00	4,304.00	-	58,366.00		31,650.00	22,412.00	4,304.00	-	58,366.00				
Agricultural Supplies Expenses	763	190,946.85	296,555.00	872,199.18	-	1,359,701.03		190,946.85	296,555.00	872,199.18	-	1,359,701.03				
Textbooks and Instructional Materials Expenses	765	559,832.47	808,953.05	1,481,517.45	-	2,850,302.97		559,832.47	808,953.05	1,481,517.45	-	2,850,302.97				
Other Supplies Expenses																
Utility Expenses																
Water Expenses	766	63,848.36	88,551.35	102,038.25	-	254,437.96		63,848.36	88,551.35	102,038.25	-	254,437.96				
Electricity Expenses	767	1,719,068.60	3,352,640.90	3,286,615.56	-	8,358,325.06		1,719,068.60	3,352,640.90	3,286,615.56	-	8,358,325.06				
Cooking Gas Expenses	768	6,000.00	-	-	-	6,000.00		6,000.00	-	-	-	6,000.00				
Communication Expenses																
Postage and Delivery Expenses	771	1,334.00	820.00	125.00	-	2,279.00		1,334.00	820.00	125.00	-	2,279.00				
Telephone Expenses-Landline	772	159,530.43	327,429.50	254,376.98	-	741,336.91		159,530.43	327,429.50	254,376.98	-	741,336.91				
Telephone Expenses-Mobile	773	49,822.00	24,211.47	9,150.00	-	83,183.47		49,822.00	24,211.47	9,150.00	-	83,183.47				
Internet Expenses	774	76,501.66	128,676.52	117,498.40	-	322,676.58		76,501.66	128,676.52	117,498.40	-	322,676.58				
Cable, Satellite, Telegraph and Radio Expenses	775	2,250.00	1,500.00	10,676.00	-	14,426.00		2,250.00	1,500.00	10,676.00	-	14,426.00				
Membership Dues and Contribution to Org.	778	99,350.00	63,500.00	-	-	162,850.00		99,350.00	63,500.00	-	-	162,850.00				
Awards and Indemnities	779															
Advertising Expenses/Promo	780	24,000.00	10,000.00	390.00	-	34,390.00		24,000.00	10,000.00	390.00	-	34,390.00				
Printing and Binding Expenses	781	1,911.00	6,352.00	8,376.80	-	16,639.80		1,911.00	6,352.00	8,376.80	-	16,639.80				
Rent Expenses	782	26,050.00	118,860.91	15,046.72	-	159,957.63		26,050.00	118,860.91	15,046.72	-	159,957.63				
Representation Expenses	783															
Sub-Total, Maint. & Other Operating Expenses		5,306,580.90	8,276,466.44	9,042,829.06	-	22,625,876.40		5,306,580.90	8,276,466.44	9,042,829.06	-	22,625,876.40		-	-	-

Department: STATE UNIVERSITIES AND COLLEGES  
Agency/Operating Units: BATAAN PENINSULA STATE UNIVERSITY  
Region/Province/City: RO III/BATAAN/BALANGA  
Fund: GENERAL FUND

DETAILED STATEMENT OF CURRENT YEAR'S OBLIGATIONS, DISBURSEMENTS AND UNPAID OBLIGATIONS  
As of September 30, 2013

Annex B

Program/Activity/Project (P/A/P) and Account Title	Account Code	Current Year Obligations					Disbursements					Balance (Unpaid Obligations) 13=(7-12) =(14+15)	Breakdown of Unpaid	
		1st Quarter ending March 31	2nd Quarter ending June 30	3rd Quarter ending Sept. 30	4th Quarter ending Dec. 31	Total	1st Quarter ending March 31	2nd Quarter ending June 30	3rd Quarter ending Sept. 30	4th Quarter ending Dec. 31	Total		Obligations Accounts Payable	Obligations Not Yet Due & Demandable
		3	4	5	6	7	8	9	10	11	12		14	15
Balance Forwarded, MOOE	2	5,306,580.90	8,276,466.44	9,042,829.06	-	22,625,876.40	5,306,580.90	8,276,466.44	9,042,829.06	-	22,625,876.40	13=(7-12) =(14+15)	14	15
Transportation and Delivery Expenses	784	7,000.00	280.00	-	-	7,280.00	7,000.00	280.00	-	-	7,280.00	-	-	-
Storage Expenses	785	-	-	-	-	-	-	-	-	-	-	-	-	-
Subscription Expenses	786	52,908.00	82,348.50	71,921.50	-	207,178.00	52,908.00	82,348.50	71,921.50	-	207,178.00	-	-	-
Survey Expenses	787	-	-	-	-	-	-	-	-	-	-	-	-	-
Rewards and Other Claims	788	-	-	-	-	-	-	-	-	-	-	-	-	-
Professional Services	-	-	-	-	-	-	-	-	-	-	-	-	-	-
Legal Services	791	10,550.00	2,990.00	19,150.00	-	32,690.00	10,550.00	2,990.00	19,150.00	-	32,690.00	-	-	-
Auditing Services	792	8,532.00	33,410.00	7,028.00	-	48,970.00	8,532.00	33,410.00	7,028.00	-	48,970.00	-	-	-
Consultancy Services	793	-	-	-	-	-	-	-	-	-	-	-	-	-
Environment/Sanitary Services	794	-	-	-	-	-	-	-	-	-	-	-	-	-
General Services	795	16,185.96	27,100.00	15,015.68	-	58,301.64	16,185.96	27,100.00	15,015.68	-	58,301.64	-	-	-
Janitorial Services	796	-	-	-	-	-	-	-	-	-	-	-	-	-
Other Professional Services	799	672,324.12	743,024.70	485,023.94	-	1,900,372.76	672,324.12	743,024.70	485,023.94	-	1,900,372.76	-	-	-
Repairs and Maintenance (Specify object)	-	-	-	-	-	-	-	-	-	-	-	-	-	-
Repairs and Maintenance - Land Improvements	-	-	-	-	-	-	-	-	-	-	-	-	-	-
RM - Land Improvements	802	215,776.96	77,544.78	178,116.67	-	471,438.41	215,776.96	77,544.78	178,116.67	-	471,438.41	-	-	-
RM - Runways/Taxiways	803	-	-	-	-	-	-	-	-	-	-	-	-	-
RM - Railways	804	-	-	-	-	-	-	-	-	-	-	-	-	-
RM - Electrification, Power & Energy Structures	805	2,642.00	31,662.00	-	-	34,304.00	2,642.00	31,662.00	-	-	34,304.00	-	-	-
Repairs and Maintenance - Buildings	-	-	-	-	-	-	-	-	-	-	-	-	-	-
RM - Office Buildings	811	42,596.00	174,226.20	-	-	216,822.20	42,596.00	174,226.20	-	-	216,822.20	-	-	-
RM - School Buildings	812	102,240.04	521,810.10	38,625.00	-	662,675.14	102,240.04	521,810.10	38,625.00	-	662,675.14	-	-	-
RM - Hospitals and Health Centers	813	-	-	-	-	-	-	-	-	-	-	-	-	-
RM - Market and Slaughthouses	814	-	-	-	-	-	-	-	-	-	-	-	-	-
RM - Other Structures	815	29,210.00	336,970.00	940,100.60	-	1,306,280.60	29,210.00	336,970.00	940,100.60	-	1,306,280.60	-	-	-
Repairs and Maintenance - Leasehold Improvements	-	-	-	-	-	-	-	-	-	-	-	-	-	-
RM - Leasehold Improvements, Land	818	-	-	-	-	-	-	-	-	-	-	-	-	-
RM - Leasehold Improvements, Buildings	819	-	-	-	-	-	-	-	-	-	-	-	-	-
RM - Other Leasehold Improvements	820	-	-	-	-	-	-	-	-	-	-	-	-	-
Repairs and Maintenance - Office Equipment, Furni- tures and Fixtures	-	-	-	-	-	-	-	-	-	-	-	-	-	-
RM - Office Equipment	821	186,704.00	168,805.00	207,191.00	-	562,700.00	186,704.00	168,805.00	207,191.00	-	562,700.00	-	-	-
RM - Furniture and Fixtures	822	1,209.00	5,716.00	24,235.00	-	31,160.00	1,209.00	5,716.00	24,235.00	-	31,160.00	-	-	-
RM - IT Equipment and Software	823	73,545.00	36,203.00	438,930.00	-	548,678.00	73,545.00	36,203.00	438,930.00	-	548,678.00	-	-	-
Sub-Total, Maint. & Other Operating Expenses	-	6,728,003.98	10,518,556.72	11,468,166.45	-	28,714,727.15	6,728,003.98	10,518,556.72	11,468,166.45	-	28,714,727.15	-	-	-

Department: STATE UNIVERSITIES AND COLLEGES  
Agency/Operating Units: BATAAN PENINSULA STATE UNIVERSITY  
Region/Province/City: RO III/BATAAN/BALANGA  
Fund: GENERAL FUND

DETAILED STATEMENT OF CURRENT YEAR'S OBLIGATIONS, DISBURSEMENTS AND UNPAID OBLIGATIONS  
As of September 30, 2013

Annex B

Program/Activity/Project (P/A/P) and Account Title	Account Code	Current Year Obligations						Disbursements				Balance (Unpaid Obligations) 13=(7-12) =(14+15)	Breakdown of Unpaid Obligations	
		1st Quarter ending March 31	2nd Quarter ending June 30	3rd Quarter ending Sept. 30	4th Quarter ending Dec. 31	Total	1st Quarter ending March 31	2nd Quarter ending June 30	3rd Quarter ending Sept. 30	4th Quarter ending Dec. 31	Total		Accounts Payable	Obligations Not Yet Due & Demandable
1	2	3	4	5	6	7	8	9	10	11	12		14	15
Balance Forwarded, MOOE		6,728,003.98	10,518,556.72	11,468,166.45	-	28,714,727.15	6,728,003.98	10,518,556.72	11,468,166.45	-	28,714,727.15	-	-	-
Repairs and Maintenance - Machinery & Equipment														
RM - Machinery and Equipment	826		912.00			912.00		912.00			912.00			
RM - Agricultural, Fishery & Forestry Equipments	827													
RM - Airport Equipment	828			178,000.40					178,000.40					
RM - Communication Equipment	829													
RM - Construction and Heavy Equipment	830													
RM - Firefighting Equipment and Accessories	831													
RM - Hospital Equipment	832													
RM - Medical, Dental and Laboratory Equipment	833		4,500.00			4,500.00		4,500.00			4,500.00			
RM - Sports Equipment	835													
RM - Technical and Scientific Equipment	836													
RM - Other Machinery and Equipment	840													
Repairs and Maintenance - Transportation Equipment														
RM - Motor Vehicles	841	132,099.00	164,910.49	222,517.00	-	519,526.49	132,099.00	164,910.49	222,517.00	-	519,526.49			
RM - Trains	842													
RM - Aircrafts and Airground Equipment	843													
RM - Watercrafts	844													
RM - Other Transportation Equipment	848													
Repairs and Maintenance - Other Property, Plant and Equipment	850													
Repairs and Maintenance - Public Infrastructures														
RM - Roads, Highways and Bridges	851	14,185.00	12,084.00	-	-	26,269.00	14,185.00	12,084.00	-	-	26,269.00			
RM - Parks, Plazas and Monuments	852													
RM - Ports, Lighthouses and Harbors	853													
RM - Artesian Wells, Reservoirs, Pumping Stations and Conduits	854	8,340.00	-	-	-	8,340.00	8,340.00	-	-	-	8,340.00			
RM - Irrigation, Canals and Laterals	855	17,335.00	-	-	-	17,335.00	17,335.00	-	-	-	17,335.00			
RM - Flood Control	856													
RM - Waterways, Aqueducts, Seawalls, Riverwalls and Others	857			151,783.00					151,783.00					
RM - Other Public Infrastructures	860													
Repairs and Maintenance - Reforestation Projects														
RM - Reforestation - Upland	861													
RM - Reforestation - Marshland/Swampland	862													
Sub-Total, Maint. & Other Operating Expenses		6,899,962.98	10,700,963.21	12,020,466.85	-	29,291,609.64	6,899,962.98	10,700,963.21	12,020,466.85	-	29,291,609.64	-	-	-



STATE UNIVERSITIES AND COLLEGES  
BATAAN PENINSULA STATE UNIVERSITY  
RO III/BATAAN/BALANGA  
GENERAL FUND

[illegible]

**DETAILED STATEMENT OF CURRENT YEAR'S OBLIGATIONS, DISBURSEMENTS AND UNPAID OBLIGATIONS**  
**As of September 30, 2013**

[illegible]



**DETAILED STATEMENT OF CURRENT YEAR'S OBLIGATIONS, DISBURSEMENTS AND UNPAID OBLIGATIONS**  
**As of September 30, 2013**


[illegible]

DETAILED STATEMENT OF CURRENT YEAR'S OBLIGATIONS, DISBURSEMENTS AND UNPAID OBLIGATIONS  
As of September 30, 2013

Department: STATE UNIVERSITIES AND COLLEGES  
Agency/Operating Units: BATANG PENINSULA STATE UNIVERSITY  
Region/Province/City: RO III/BATAAN/BALANGA  
Fund: GENERAL FUND


Program/Activity/Project (P/A/P) and Account Title	Account Code	Current Year Obligations					Disbursements					Balance (Unpaid Obligations) 13=(7-12) =(14+15)	Breakdown of Unpaid Obligations		
		1st Quarter ending March 31	2nd Quarter ending June 30	3rd Quarter ending Sept. 30	4th Quarter ending Dec. 31	Total	1st Quarter ending March 31	2nd Quarter ending June 30	3rd Quarter ending Sept. 30	4th Quarter ending Dec. 31	Total		Accounts Payable	Obligations Not Yet Due & Demandable	
Others (please specify)	1	2	3	4	5	6	7	8	9	10	11	12		14	15
Maintenance and Other Operating Expenses															
Traveling Expenses															
Travel Expenses - Local	751														
Travel Expenses - Foreign	752														
Training and Scholarship Expenses															
Training Expenses	753														
Others (please specify)															
Financial Expenses															
Bank Charges	971														
Interest Charges	975														
Capital Outlays															
Office Buildings	211														
School Buildings	212														
Hospitals and Health Centers	213														
Office Equipments	221														
Furniture and Fixtures	222														
IT Equipment and Software	223														
Others (please specify)															
TOTAL PRIOR YEAR'S BUDGET/CONTINUING APPROPRIATION															
GRAND TOTAL		45,595,355.23	56,393,592.91	65,294,834.26			167,283,782.40	45,595,355.23	56,393,592.91	56,903,432.00			158,892,380.14	6,891,402.26	8,391,402.26

Certified Correct:




ERLINDA C. SALVADOR  
Budget Officer

Certified Correct:



ERLINA Z. LACSON  
Accountant IV

Certified Correct:



DELVIN D. MACANTAY, Ed.d.  
University President

SUMMARY OF PRIOR YEAR'S OBLIGATIONS, DISBURSEMENTS AND UNPAID PRIOR YEAR OBLIGATIONS  
For the Period Ending September 30, 2013

Department : STATE UNIVERSITIES AND COLLEGES  
Agency/Operating Unit : BATAN PENINSULA STATE UNIVERSITY  
Region/Province/City : REGION III/BATAAN/BALANGA  
Fund : GENERAL FUND

Particulars	PRIOR YEAR'S OBLIGATIONS				DISBURSEMENTS				Unpaid Obligations
	Balance Beginning of the year	Adjustments	Adjusted Balance (2+3)=4	1st Quarter ending March 31	2nd Quarter ending June 30	3rd Quarter ending Sept. 30	4th Quarter ending Dec. 31	Total 9=(5+6+7+8)	
1	2	3	(2+3)=4	5	6	7	8	9=(5+6+7+8)	10
I. PRIOR YEARS ACCOUNTS PAYABLE	13,375,243.11		13,375,243.11	13,375,243.11				13,375,243.11	
Personnel Services	-	-	-	-	-	-	-	-	-
Maintenance & Other Operating Expenses	-	-	-	-	-	-	-	-	-
Capital Outlays	-	-	-	-	-	-	-	-	-
TOTAL	-	-	-	-	-	-	-	-	-
II. OBLIGATIONS NOT YET DUE AND DEMANDABLE									
Personnel Services	-	-	-	-	-	-	-	-	-
Maintenance & Other Operating Expenses	-	-	-	-	-	-	-	-	-
Capital Outlays	-	-	-	-	-	-	-	-	-
TOTAL	-	-	-	-	-	-	-	-	-
GRAND TOTAL	-	-	-	-	-	-	-	-	-

Certified Correct:

ERLINDA C. SALVADOR  
Budget Officer

October 09, 2013  
Date

Certified Correct:

ERLITA Z. LACSON  
Accountant IV

Approved:

DELFIN O. MAGPANTAY, Ed.D.  
University President

Department : STATE UNIVERSITIES AND COLLEGES  
Agency/Operating Unit : BATAN PENINSULA STATE UNIVERSITY  
Region/Province/City : REGION III/BATAAN/BALANGA  
Fund : GENERAL FUND

PARTICULARS	CURRENT YEAR BUDGET			PRIOR YEAR'S BUDGET			PRIOR YEAR'S OBLIGATIONS			SUB-TOTAL (5)=2+3+4	TRUST LIABILITIES			OTHERS	GRAND TOTAL			REMARKS
	PS	MOOE	CO	PS	MOOE	CO	PS	MOOE	CO		PS	MOOE	CO		PS	MOOE	CO	
(1)		(2)			(3)			(4)			(6)			(7)	(8)			(9)
FIRST QUARTER																		
Notice of Cash Allocation	34969000	17109000													34969000	17109000	0	52078000
MDS Checks Issued																		
Advice to Debit Account	4276576	950782													4276576	950782	0	5227358
Tax Remittance Advices Issued																		
Cash Disbursement Ceiling																		
Non-Cash Availment Authority																		
TOTAL	3924576	18059782	0	0	0	0	0	0	0	0	0	0	0	0	3924576	18059782	0	57305358
SECOND QUARTER																		
Notice of Cash Allocation	42602303	12535000													42602303	12535000	0	55137303
MDS Checks Issued																		
Advice to Debit Account																		
Tax Remittance Advices Issued	4049196	3461145													4049196	3461145	0	7510341
Cash Disbursement Ceiling																		
Non-Cash Availment Authority																		
TOTAL	46651499	15996145	0												46651499	15996145	0	62647644
THIRD QUARTER																		
Notice of Cash Allocation	37587500	13103000													37587500	13103000	0	50690500
MDS Checks Issued																		
Advice to Debit Account																		
Tax Remittance Advices Issued	4074524	1571792													4074524	1571792	0	5646316
Cash Disbursement Ceiling																		
Non-Cash Availment Authority																		
TOTAL	41662024	14674792	0												41662024	14674792	0	56336816
FOURTH QUARTER																		
Notice of Cash Allocation																		
MDS Checks Issued																		
Advice to Debit Account																		
Tax Remittance Advices Issued																		
Cash Disbursement Ceiling																		
Non-Cash Availment Authority																		
TOTAL																		

Certified Correct:

Certified Correct:

ERLINDA C. SALVADOR  
Budget Officer

Approved:

DELFIN O. MACPANTAY, EdD.  
University President

ERLITA Z. JACSON  
Accountant IV