


STATEMENT OF APPROPRIATIONS, ALLOTMENTS, OBLIGATIONS, DISBURSEMENTS AND BALANCES
As of the Quarter Ending March 31, 2014

Department: STATE UNIVERSITIES AND COLLEGES
Agency/Operating Unit: BATAAN PENINSULA STATE UNIVERSITY
Region/Province/City: RO III/BATAAN/BALANGA
Fund: GENERAL FUND

Particulars	Appropriations				Allotments			Current Year Obligations					Current Year Disbursements					Balances		
	Authorized Appropriation	Adjustments	Adjusted Appropriations	Allotments Received	Transfer To	Transfer From	Adjusted Total Allotments	1st Quarter ending March 31	2nd Quarter ending June 30	3rd Quarter ending Sept. 30	4th Quarter ending Dec. 31	Total	1st Quarter ending March 31	2nd Quarter ending June 30	3rd Quarter ending Sept. 30	4th Quarter ending Dec. 31	Total	Unreleased Appropriations	Unobligated Allotment	Unpaid Obligations
1	2	3	(2+3)=4	5	6	7	8=(5+6+7)	9	10	11	12	13=(9+10+11+12)	14	15	16	17	18=(14+15+16+17)	19	20	21
I. CURRENT YEAR BUDGET/APPROPRIATIONS																				
A. AGENCY SPECIFIC BUDGET																				
Personnel Services	140,829,000.00	-	140,829,000.00	140,829,000.00	-	-	140,829,000.00	32,379,065.80				32,379,065.80	32,379,065.80				32,379,065.80	-	-	-
Maintenance & Other Operating Expenses	70,492,000.00	-	70,492,000.00	70,492,000.00	-	-	70,492,000.00	10,885,242.60				10,885,242.60	10,885,242.60				10,885,242.60	-	-	-
Financial Services	-	-	-	-	-	-	-	-				-	-				-	-	-	-
Capital Outlays	-	-	-	-	-	-	-	-				-	-				-	-	-	-
B. SPECIAL PURPOSE FUNDS																				
MISCELLANEOUS Personnel Benefits Fund																				
Funding requirements for 12 newly-filled positions																				
Personnel Services	3,624,937.00	-	3,624,937.00	3,624,937.00			3,624,937.00	1,208,312.00				1,208,312.00	1,208,312.00				1,208,312.00	-	-	-
Pension & Gratuity Fund/Retirement Benefits Fund																				
Personnel Services	433,061.00	-	433,061.00	433,061.00			433,061.00	433,061.00				433,061.00	433,061.00				433,061.00	-	-	-
Priority Development Assistance Fund																				
Maintenance & Other Operating Expenses		-	-	-	-	-	-	-				-	-				-	-	-	-
Capital Outlays		-	-	-	-	-	-	-				-	-				-	-	-	-
Others (please specify)																				
C. AUTOMATIC APPROPRIATIONS																				
Retirement and Life Insurance Premium																				
Personnel Services	13,294,000.00		13,294,000.00	13,294,000.00	-	-	13,294,000.00	3,311,082.49				3,311,082.49	3,311,082.49				3,311,082.49	-	-	-
Funding requirements RLP for 12 newly-filled pos.	349,561.00		349,561.00	349,561.00	-	-	349,561.00	116,520.00				116,520.00	116,520.00				116,520.00	-	-	-
Customs Duties and Taxes																				
Maintenance & Other Operating Expenses																				
Others (please specify)																				
TOTAL CURRENT YEAR BUDGET/APPROPRIATIONS	229,022,559.00	-	229,022,559.00	229,022,559.00	-	-	229,022,559.00	48,333,283.89	-	-	-	48,333,283.89	48,333,283.89	-	-	-	48,333,283.89	-	-	-
II. PRIOR YEAR'S BUDGET/CONTINUING APPROPRIATIONS																				
D. UNRELEASED APPROPRIATION																				
AGENCY SPECIFIC BUDGET																				
Personnel Services	-	-	-	-	-	-	-	-	-	-	-	-	-	-	-	-	-	-	-	-
Maintenance & Other Operating Expenses	-	-	-	-	-	-	-	-	-	-	-	-	-	-	-	-	-	-	-	-
Financial Services	-	-	-	-	-	-	-	-	-	-	-	-	-	-	-	-	-	-	-	-
Capital Outlays	-	-	-	-	-	-	-	-	-	-	-	-	-	-	-	-	-	-	-	-
E. SPECIAL PURPOSE FUNDS																				
Calamity Fund																				
Maintenance & Other Operating Expenses	-												-	-	-	-	-	-	-	-
Capital Outlays													-	-	-	-	-	-	-	-
Priority Development Assistance Fund																				
Maintenance & Other Operating Expenses	-												-	-	-	-	-	-	-	-
F. UNOBLIGATED ALLOTMENT																				
Personnel Services (under CFAG)	-												-	-	-	-	-	-	-	-
Maintenance & Other Operating Expenses	-												-	-	-	-	-	-	-	-
Capital Outlays	-												-	-	-	-	-	-	-	-
TOTAL PRIOR YEAR'S BUDGET/CONT. APPROPRIATIONS																				
GRAND TOTAL	229,022,559.00	-	229,022,559.00	229,022,559.00	-	-	229,022,559.00	48,333,283.89	-	-	-	48,333,283.89	48,333,283.89	-	-	-	48,333,283.89	-	-	-

Certified Correct:


ERLINDA C. SALVADOR
Budget Officer

Certified Correct:


ERLINDA C. SALVADOR
Accountant IV

Approved by:


DELWIN D. MAGPANTAY Ed.D.
University President

DBM - RO 3
RECEIVED

APR 16 2014

BY

DETAILED STATEMENT OF CURRENT YEAR'S OBLIGATIONS, DISBURSEMENTS AND UNPAID OBLIGATIONS
As of March 31, 2014

Annex B

Department: STATE UNIVERSITIES AND COLLEGES
Agency/Operating Units: BATAAN PENINSULA STATE UNIVERSITY
Region/Province/City: RO III/BATAAN/BALANGA
Fund: GENERAL FUND

Program/Activity/Project (P/A/P) and Account Title	Account Code	Current Year Obligations					Disbursements					Balance (Unpaid Obligations)	Breakdown of Unpaid Obligations	
		1st Quarter ending March 31	2nd Quarter ending June 30	3rd Quarter ending Sept. 30	4th Quarter ending Dec. 31	Total	1st Quarter ending March 31	2nd Quarter ending June 30	3rd Quarter ending Sept. 30	4th Quarter ending Dec. 31	Total		Accounts Payable	Obligations Not Yet Due & Demandable
1	2	3	4	5	6	7	8	9	10	11	12	13=(7-12) =(14+15)	14	15
I. CURRENT YEAR BUDGET/APPROPRIATIONS														
A. AGENCY SPECIFIC BUDGET														
P/A/P (Please Specify)														
Personnel Services														
Salaries and Wages - Regular	701	28,565,775.10				28,565,775.10	28,565,775.10				28,565,775.10		-	-
Salaries and Wages - Part-time	703					-					-		-	-
Salaries and Wages - Casual	705	546,619.62				546,619.62	546,619.62				546,619.62	-	-	-
Salaries and Wages - Contractual	706	180,733.24				180,733.24	180,733.24				180,733.24	-	-	-
Other Compensation														
Personnel Economic Relief Allowance (PERA)	711	2,466,006.34				2,466,006.34	2,466,006.34				2,466,006.34	-	-	-
Representation Allowance (RA)	713	111,000.00				111,000.00	111,000.00				111,000.00	-	-	-
Transportation Allowance (TA)	714	81,000.00				81,000.00	81,000.00				81,000.00	-	-	-
Clothing Allowance	715					-					-		-	-
Subsistence, Laundry and Quarter Allowance	716	4,100.00				4,100.00	4,100.00				4,100.00	-	-	-
Productivity Incentive Allowance	717	840,000.00				840,000.00	840,000.00				840,000.00	-	-	-
Overseas Allowance	718					-					-		-	-
Other Bonuses and Allowances	719					-					-		-	-
Honoraria	720	195,250.00				195,250.00	195,250.00				195,250.00	-	-	-
Hazard Pay	721					-					-		-	-
Longevity Pay-Step Increments on Length of Service	722					-					-		-	-
Overtime and Night Pay	723	6,234.00				6,234.00	6,234.00				6,234.00	-	-	-
Year-End Bonus & Cash Gifts	724/725					-					-		-	-
Personnel Contributions														
Life and Retirement Insurance Contributions	731	3,427,602.49				3,427,602.49	3,427,602.49				3,427,602.49	-	-	-
Pag-ibig Contributions	732	123,200.00				123,200.00	123,200.00				123,200.00	-	-	-
PhilHealth Contributions	733	318,659.50				318,659.50	318,659.50				318,659.50	-	-	-
ECC Contributions	734	123,300.00				123,300.00	123,300.00				123,300.00	-	-	-
Other Personnel Benefits														
Pension Benefits - Civilian	738					-					-		-	-
Pension Benefits - Military/Uniformed	739					-					-		-	-
Retirement Benefits - Civilian	740					-					-		-	-
Retirement Benefits - Military/Uniformed	741					-					-		-	-
Terminal Leave Benefits	742	433,061.00				433,061.00	433,061.00				433,061.00	-	-	-
Health Workers Benefits	743					-					-		-	-
Other Personnel Benefits-Loyalty Pay	749	25,500.00				25,500.00	25,500.00				25,500.00	-	-	-
Other Personnel Benefits-Monetized Leave	749					-					-		-	-
Total Personnel Services		37,448,041.29	-	-	-	37,448,041.29	37,448,041.29	-	-	-	37,448,041.29	-	-	-

DETAILED STATEMENT OF CURRENT YEAR'S OBLIGATIONS, DISBURSEMENTS AND UNPAID OBLIGATIONS
As of March 31, 2014

Department: STATE UNIVERSITIES AND COLLEGES
Agency/Operating Units: BATAAN PENINSULA STATE UNIVERSITY
Region/Province/City: RO III/BATAAN/BALANGA
Fund: GENERAL FUND

Program/Activity/Project (P/A/P) and Account Title	Account Code	Current Year Obligations					Disbursements					Balance (Unpaid Obligations) 13=(7-12) =(14+15)	Breakdown of Unpaid Obligations	
		1st Quarter ending March 31	2nd Quarter ending June 30	3rd Quarter ending Sept. 30	4th Quarter ending Dec. 31	Total	1st Quarter ending March 31	2nd Quarter ending June 30	3rd Quarter ending Sept. 30	4th Quarter ending Dec. 31	Total		Accounts Payable	Obligations Not Yet Due & Demandable
		3	4	5	6	7	8	9	10	11	12		14	15
1	2	3	4	5	6	7	8	9	10	11	12	13=(7-12) =(14+15)	14	15
Maintenance & Other Operating Expenses														
Traveling Expenses-Local														
Travel Expenses-Local	751	825,873.93				825,873.93	825,873.93				825,873.93	-		
Travel Expenses-Foreign	752													
Training and Scholarship Expenses														
Training Expenses	753	1,294,143.00				1,294,143.00	1,294,143.00				1,294,143.00	-		
Scholarship Expenses	754					-	-				-	-		
Supplies and Materials Expenses														
Office Supplies Expenses	755	1,446,321.98				1,446,321.98	1,446,321.98				1,446,321.98	-		
Accountable Forms Expenses	756					-	-				-	-		
Animal/Zoological Supplies Expenses	757										-	-		
Food Supplies Expenses	758	230,720.16				230,720.16	230,720.16				230,720.16	-		
Drugs & Medicines Expenses	759	128,110.00				128,110.00	128,110.00				128,110.00	-		
Medical, Dental & Laboratory Supplies Expenses	760					-	-				-	-		
Gasoline, Oil and Lubricants Expenses	761	205,872.79				205,872.79	205,872.79				205,872.79	-		
Agricultural Supplies Expenses	762	5,375.45				5,375.45	5,375.45				5,375.45	-		
Textbooks and Instructional Materials Expenses	763	157,352.05				157,352.05	157,352.05				157,352.05	-		
Other Supplies Expenses	765	430,523.61				430,523.61	430,523.61				430,523.61	-		
Utility Expenses														
Water Expenses	766	69,256.78				69,256.78	69,256.78				69,256.78	-		
Electricity Expenses	767	2,548,398.99				2,548,398.99	2,548,398.99				2,548,398.99	-		
Cooking Gas Expenses	768					-	-				-	-		
Communication Expenses														
Postage and Delivery Expenses	771	675.00				675.00	675.00				675.00	-		
Telephone Expenses-Landline	772	195,504.13				195,504.13	195,504.13				195,504.13	-		
Telephone Expenses-Mobile	773	32,378.72				32,378.72	32,378.72				32,378.72	-		
Internet Expenses	774	132,073.18				132,073.18	132,073.18				132,073.18	-		
Cable, Satellite, Telegraph and Radio Expenses	775	6,850.00				6,850.00	6,850.00				6,850.00	-		
Membership Dues and Contribution to Org.	778	195,350.00				195,350.00	195,350.00				195,350.00	-		
Awards and Indemnities	779											-		
Advertising Expenses/Promo	780	27,770.00				27,770.00	27,770.00				27,770.00	-		
Printing and Binding Expenses	781					-	-				-	-		
Rent Expenses	782	132,132.00				132,132.00	132,132.00				132,132.00	-		
Representation Expenses	783					-	-				-	-		
Sub-Total, Maint. & Other Operating Expenses		8,064,681.77	-	-	-	8,064,681.77	8,064,681.77	-	-	-	8,064,681.77	-	-	-

DETAILED STATEMENT OF CURRENT YEAR'S OBLIGATIONS, DISBURSEMENTS AND UNPAID OBLIGATIONS
As of December 31, 2013

Department: STATE UNIVERSITIES AND COLLEGES
Agency/Operating Units: BATAAN PENINSULA STATE UNIVERSITY
Region/Province/City: RO III/BATAAN/BALANGA
Fund: GENERAL FUND

Program/Activity/Project (P/A/P) and Account Title	Account Code	Current Year Obligations					Disbursements					Balance (Unpaid Obligations) 13=(7-12) =(14+15)	Breakdown of Unpaid Obligations	
		1st Quarter ending March 31	2nd Quarter ending June 30	3rd Quarter ending Sept. 30	4th Quarter ending Dec. 31	Total	1st Quarter ending March 31	2nd Quarter ending June 30	3rd Quarter ending Sept. 30	4th Quarter ending Dec. 31	Total		Accounts Payable	Obligations Not Yet Due & Demandable
		3	4	5	6	7	8	9	10	11	12			
1	2	3	4	5	6	7	8	9	10	11	12	13=(7-12) =(14+15)	14	15
Balance Forwarded, MOOE		8,064,681.77	-	-	-	8,064,681.77	8,064,681.77	-	-	-	8,064,681.77	-	-	-
Transportation and Delivery Expenses	784					-					-	-	-	
Storage Expenses	785										-	-	-	
Subscription Expenses	786	49,985.00				49,985.00	49,985.00				49,985.00	-		
Survey Expenses	787											-		
Rewards and Other Claims	788											-		
Professional Services												-		
Legal Services	791	15,950.00				15,950.00	15,950.00				15,950.00	-		
Auditing Services	792	71,539.00				71,539.00	71,539.00				71,539.00	-		
Consultancy Services	793	3,236.22				3,236.22	3,236.22				3,236.22	-		
Environment/Sanitary Services	794											-		
General Services	795	2,943.75				2,943.75	2,943.75				2,943.75	-		
Janitorial Services	796	8,310.00				8,310.00	8,310.00				8,310.00	-		
Security Services	797	332,083.90				332,083.90	332,083.90				332,083.90	-		
Other Professional Services	799	246,499.84				246,499.84	246,499.84				246,499.84	-		
Repairs and Maintenance (Specify object)												-		
Repairs and Maintenance - Land Improvements												-		
RM - Land Improvements	802	182,714.25				182,714.25	182,714.25				182,714.25	-		
RM - Runways/Taxiways	803											-		
RM - Railways	804											-		
RM - Electrification, Power & Energy Structures	805	611,260.69				611,260.69	611,260.69				611,260.69	-		
Repairs and Maintenance - Buildings												-		
RM - Office Buildings	811	193,506.00				193,506.00	193,506.00				193,506.00	-		
RM - School Buildings	812	32,910.04				32,910.04	32,910.04				32,910.04	-		
RM - Hospitals and Health Centers	813											-		
RM - Market and Slaughterhouses	814											-		
RM - Other Structures	815	411,019.00				411,019.00	411,019.00				411,019.00	-		
Repairs and Maintenance - Leasehold Improvements												-		
RM - Leasehold Improvements, Land	818											-		
RM - Leasehold Improvements, Buildings	819											-		
RM - Other Leasehold Improvements	820											-		
Repairs and Maintenance - Office Equipment, Furni- tures and Fixtures												-		
RM - Office Equipment	821	450.00				450.00	450.00				450.00	-		
RM - Furniture and Fixtures	822	5,500.00				5,500.00	5,500.00				5,500.00	-		
RM - IT Equipment and Software	823	90,395.00				90,395.00	90,395.00				90,395.00	-		
Sub-Total, Maint. & Other Operating Expenses		10,322,984.46	-	-	-	10,322,984.46	10,322,984.46	-	-	-	10,322,984.46	-	-	-

DETAILED STATEMENT OF CURRENT YEAR'S OBLIGATIONS, DISBURSEMENTS AND UNPAID OBLIGATIONS
As of March 31, 2014

Department: STATE UNIVERSITIES AND COLLEGES
Agency/Operating Units: BATAAN PENINSULA STATE UNIVERSITY
Region/Province/City: RO III/BATAAN/BALANGA
Fund: GENERAL FUND

Program/Activity/Project (P/A/P) and Account Title	Account Code	Current Year Obligations					Disbursements					Balance (Unpaid Obligations)	Breakdown of Unpaid Obligations	
		1st Quarter ending March 31	2nd Quarter ending June 30	3rd Quarter ending Sept. 30	4th Quarter ending Dec. 31	Total	1st Quarter ending March 31	2nd Quarter ending June 30	3rd Quarter ending Sept. 30	4th Quarter ending Dec. 31	Total		Accounts Payable	Obligations Not Yet Due & Demandable
		3	4	5	6	7	8	9	10	11	12		13=(7-12) =(14+15)	14
1	2	3	4	5	6	7	8	9	10	11	12	13=(7-12) =(14+15)	14	15
Balance Forwarded, MOOE		10,322,984.46	-	-	-	10,322,984.46	10,322,984.46	-	-	-	10,322,984.46	-	-	-
Repairs and Maintenance - Machinery & Equipment														
RM - Machinery and Equipment	826					-					-	-	-	
RM - Agricultural, Fishery & Forestry Equipments	827					-					-	-	-	
RM - Airport Equipment	828					-					-	-	-	
RM - Communication Equipment	829					-					-	-	-	
RM - Construction and Heavy Equipment	830					-					-	-	-	
RM - Firefighting Equipment and Accessories	831					-					-	-	-	
RM - Hospital Equipment	832					-					-	-	-	
RM - Medical, Dental and Laboratory Equipment	833					-					-	-	-	
RM - Sports Equipment	835					-					-	-	-	
RM - Technical and Scientific Equipment	836					-					-	-	-	
RM - Other Machinery and Equipment	840					-					-	-	-	
Repairs and Maintenance - Transportation Equipment						-					-	-	-	
RM - Motor Vehicles	841	305,472.03				305,472.03	305,472.03				305,472.03	-	-	
RM - Trains	842					-					-	-	-	
RM - Aircrafts and Airground Equipment	843					-					-	-	-	
RM - Watercrafts	844					-					-	-	-	
RM - Other Transportation Equipment	848					-					-	-	-	
Repairs and Maintenance - Other Property, Plant and Equipment	850					-					-	-	-	
Repairs and Maintenance - Public Infrastructures						-					-	-	-	
RM - Roads, Highways and Bridges	851	45,375.00				45,375.00	45,375.00				45,375.00	-	-	
RM - Parks, Plazas and Monuments	852					-					-	-	-	
RM - Ports, Lighthouses and Harbors	853					-					-	-	-	
RM - Artesian Wells, Reservoirs, Pumping Stations and Conduits	854	2,400.00				2,400.00	2,400.00				2,400.00	-	-	
RM - Irrigation, Canals and Laterals	855					-					-	-	-	
RM - Flood Control	856					-					-	-	-	
RM - Waterways, Aqueducts, Seawalls, Riverwalls and Others	857					-					-	-	-	
RM - Other Public Infrastructures	860					-					-	-	-	
Repairs and Maintenance - Reforestation Projects						-					-	-	-	
RM - Reforestation - Upland	861					-					-	-	-	
RM - Reforestation - Marshland/Swmpland	862					-					-	-	-	
Sub-Total, Maint. & Other Operating Expenses		10,676,231.49	-	-	-	10,676,231.49	10,676,231.49	-	-	-	10,676,231.49	-	-	-

[illegible]

As of March 31, 2014

Annex B

Department: STATE UNIVERSITIES AND COLLEGES
Agency/Operating Units: BATAAN PENINSULA STATE UNIVERSITY
Region/Province/City: RO III/BATAAN/BALANGA
Fund: GENERAL FUND

[illegible]

Annex B

[illegible]

Annex B

Department: STATE UNIVERSITIES AND COLLEGES
Agency/Operating Units: BATAAN PENINSULA STATE UNIVERSITY
Region/Province/City: RO III/BATAAN/BALANGA
Fund: GENERAL FUND

[illegible]

DETAILED STATEMENT OF CURRENT YEAR'S OBLIGATIONS, DISBURSEMENTS AND UNPAID OBLIGATIONS
As of March 31, 2014

Department: STATE UNIVERSITIES AND COLLEGES
Agency/Operating Units: BATAAN PENINSULA STATE UNIVERSITY
Region/Province/City: RO III/BATAAN/BALANGA
Fund: GENERAL FUND

Program/Activity/Project (P/A/P) and Account Title	Account Code	Current Year Obligations					Disbursements					Balance (Unpaid Obligations)	Breakdown of Unpaid Obligations		
		1st Quarter ending March 31	2nd Quarter ending June 30	3rd Quarter ending Sept. 30	4th Quarter ending Dec. 31	Total	1st Quarter ending March 31	2nd Quarter ending June 30	3rd Quarter ending Sept. 30	4th Quarter ending Dec. 31	Total		Accounts Payable	Obligations Not Yet Due & Demandable	
		1	2	3	4	5	6	7	8	9	10	11	12	13=(7-12) =(14+15)	14
Others (please specify)															
Maintenance and Other Operating Expenses															
Traveling Expenses															
Travel Expenses - Local	751														
Travel Expenses - Foreign	752														
Training and Scholarship Expenses															
Training Expenses	753														
Others (please specify)															
Financial Expenses															
Bank Charges	971														
Interest Charges	975														
Capital Outlays															
Office Buildings	211														
School Buildings	212														
Hospitals and Health Centers	213														
Office Equipments	221														
Furniture and Fixtures	222														
IT Equipment and Software	223														
Others (please specify)															
TOTAL PRIOR YEAR'S BUDGET/CONTINUING APPROPRIATION		-	-	-	-	-	-	-	-	-	-	-	-	-	-
GRAND TOTAL		48,333,283.89	-	-	-	-	48,333,283.89	48,333,283.89	-	-	-	48,333,283.89	-	-	-


Certified Correct:


ERLINDA C. SALVADOR
Budget Officer

Certified Correct:


ERLITA Z. LACSON
Accountant IV

Approved:

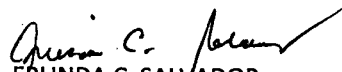

DELFIN O. MAGPANTAY, Ed.d.
University President

SUMMARY OF PRIOR YEAR'S OBLIGATIONS, DISBURSEMENTS AND UNPAID PRIOR YEAR OBLIGATIONS
For the Period Ending March 31, 2014

Department : STATE UNIVERSITIES AND COLLEGES
Agency/Operating Unit : BATAAN PENINSULA STATE UNIVERSITY
Region/Province/City : REGION III/BATAAN/BALANGA
Fund : GENERAL FUND

Particulars	PRIOR YEAR'S OBLIGATIONS			DISBURSEMENTS					Unpaid Obligations
	Balance Beginning of the year	Adjustments	Adjusted Balance	1st Quarter ending, March 31	2nd Quarter ending June 30	3rd Quarter ending Sept. 30	4th Quarter ending Dec. 31	Total	
1	2	3	(2+3)=4	5	6	7	8	9=(5+6+7+8)	10
I. PRIOR YEARS ACCOUNTS PAYABLE	11,814,201.64		11,814,201.64	9,296,000.00				9,296,000.00	
Personnel Services	-	-	-	-	-	-	-	-	-
Maintenance & Other Operating Expenses	-	-	-	-	-	-	-	-	-
Capital Outlays	-	-	-	-	-	-	-	-	-
TOTAL	-	-	-	-	-	-	-	-	-
II. OBLIGATIONS NOT YET DUE AND DEMANDABLE									
Personnel Services	-	-	-	-	-	-	-	-	-
Maintenance & Other Operating Expenses	-	-	-	-	-	-	-	-	-
Capital Outlays	-	-	-	-	-	-	-	-	-
TOTAL	-	-	-	-	-	-	-	-	-
GRAND TOTAL	-	-	-	-	-	-	-	-	-

Certified Correct:


ERLINDA C. SALVADOR
Budget Officer

April 08, 2014
Date

Certified Correct:


ERLITA Z. LACSON
Accountant IV

Approved:


DELFINO. MAGPANTAY, Ed.D.
University President

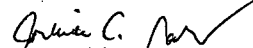
SUMMARY REPORT OF DISBURSEMENTS
For the Quarter Ending March 31, 2014
In Pesos

Annex D


Department : STATE UNIVERSITIES AND COLLEGES
Agency/Operating Unit : BATAAN PENINSULA STATE UNIVERSITY
Region/Province/City : REGION III/BATAAN/BALANGA
Fund : GENERAL FUND

PARTICULARS (1)	CURRENT YEAR BUDGET				PRIOR YEAR'S BUDGET (AP)				PRIOR YEAR'S OBLIGATIONS				SUB-TOTAL (5)=2+3+4	TRUST LIABILITIES				OTHERS (7)	GRAND TOTAL				REMARKS (9)
	PS	MOOE	CO	TOTAL	PS	MOOE	CO	TOTAL	PS	MOOE	CO	TOTAL		PS	MOOE	CO	TOTAL		PS	MOOE	CO	TOTAL	
FIRST QUARTER																							
Notice of Cash Allocation	32,582,000	12,791,000	-	45,373,000	9,296,000			9,296,000					0				0		41,878,000	12,791,000	-	54,669,000	
MDS Checks Issued													0				0						
Advice to Debit Account													0				0						
Tax Remittance Advices Issued	3,321,100	724,712	-	4,045,812				0					0				0		3,321,100	724,712	-	4,045,812	
Cash Disbursement Ceiling								0					0				0						
Non-Cash Availment Authority																							
TOTAL	35,903,100	13,515,712	-	49,418,812	9,296,000	-	-	9,296,000	-	-	-	-	-	-	-	-	-	-	45,199,100	13,515,712	-	58,714,812	-
SECOND QUARTER																							
Notice of Cash Allocation																							
MDS Checks Issued																							
Advice to Debit Account																							
Tax Remittance Advices Issued																							
Cash Disbursement Ceiling																							
Non-Cash Availment Authority																							
TOTAL	-	-	-	-	-	-	-	-	-	-	-	-	-	-	-	-	-	-	-	-	-	-	-
THIRD QUARTER																							
Notice of Cash Allocation																							
MDS Checks Issued																							
Advice to Debit Account																							
Tax Remittance Advices Issued																							
Cash Disbursement Ceiling																							
Non-Cash Availment Authority																							
TOTAL	-	-	-	-	-	-	-	-	-	-	-	-	-	-	-	-	-	-	-	-	-	-	-
FOURTH QUARTER																							
Notice of Cash Allocation																							
MDS Checks Issued																							
Advice to Debit Account																							
Tax Remittance Advices Issued																							
Cash Disbursement Ceiling																							
Non-Cash Availment Authority																							
TOTAL	-	-	-	-	-	-	-	-	-	-	-	-	-	-	-	-	-	-	-	-	-	-	-
GRAND TOTAL	35,903,100	13,515,712	-	49,418,812	9,296,000	-	-	9,296,000	-	-	-	-	-	-	-	-	-	-	45,199,100	13,515,712	-	58,714,812	-

Certified Correct:


ERLINDA C. SALVADOR
Budget Officer

Approved:


DELVIN S. MACAPANTAY, Ed.D.
University President
Date: April 8, 2014

Certified Correct:


ERLITA Z. LACSON
Accountant IV