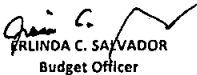
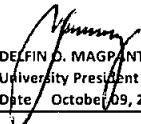


STATEMENT OF ALLOTMENTS, OBLIGATIONS AND BALANCES
as of September 30, 2013
(In Pesos)

DBM - RO 3
RECEIVED
BAR NO. 4

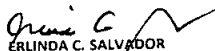

OCT 1 2013

Department : STATE UNIVERSITIES AND COLLEGES
Agency/OU : BATAAN PENINSULA STATE UNIVERSITY
Fund : GENERAL FUND (101)

P/A/P / ALLOTMENT CLASS / OBJECT OF EXPENDITURE (1)	Allotment Received (2)	Obligations Incurred		Unobligated Balance of Allotment (5)=(2) - (4)	Remarks (6)
		This Report (3)	To Date (4)		
CURRENT YEAR BUDGET					
Personnel Services					
Salaries (Itemized Positions)	112,816,000.00	9,436,727.04	84,655,873.72	28,160,126.28	
Parttime Teacher			68,290.26	(68,290.26)	
Substitute Teacher					
Casual Personnel	733,000.00		727,058.42	5,941.58	
Contractual Personnel	1,327,000.00	132,083.40	1,281,530.55	45,469.45	
Emergency Personnel					
Personnel Economic Relief Allowance (PERA)	10,080,000.00	814,709.72	7,325,938.01	2,754,061.99	
Representation and Transportation Allowance (RATA)	692,000.00	81,272.73	560,704.53	131,295.47	
Clothing/ Uniform Allowance	2,100,000.00		2,030,000.00	70,000.00	
Subsistence, Laundry and Quarter Allowance		18,450.00	57,725.00	(57,725.00)	
Magna Carta of Public Health Workers per R.A. 7305	198,000.00			198,000.00	
Productivity Incentive Allowance (PIB)	840,000.00		812,000.00	28,000.00	
Other Bonuses and Allowances			20,000.00	(20,000.00)	
Honoraria	321,000.00		75,000.00	246,000.00	
Longevity Pay					
Overtime and Night Pay					
Year-end Bonus & Cash Gift	11,504,000.00	12,501.74	5,811,084.74	5,692,915.26	
Life and Retirement Insurance Contributions	13,541,000.00	1,141,560.45	10,207,829.60	3,333,170.40	
Pag-ibig Contribution	506,000.00	40,700.00	371,568.00	134,432.00	
PhilHealth Contribution	1,268,000.00	105,112.50	950,381.25	317,618.75	
Employee Compensation Insurance Premium (ECIP)	506,000.00	40,700.00	366,100.00	139,900.00	
Step Increments for Length of Service	284,000.00	11,146.44	11,146.44	272,853.56	
Other Personnel Benefits-Loyalty Award		45,000.00	312,500.00	(312,500.00)	
Sub-Total	156,716,000.00	11,879,964.02	115,644,730.52	41,071,269.48	
Maintenance and Other Operating Expenses					
Travelling Expenses - Local	3,275,000.00	181,676.70	1,902,711.08	1,372,288.92	
Travelling Expenses - Foreign					
Training and Seminar Expenses	5,611,000.00	483,220.00	2,031,394.91	3,579,605.09	
Scholarship Expenses					
Office Supplies Expenses	4,982,000.00	607,071.25	2,961,456.94	2,020,543.06	
Accountable Forms			42,360.00	(42,360.00)	
Food Supplies Expenses		15,055.10	544,663.51	(544,663.51)	
Drug and Medicine Expenses			44,582.73	(44,582.73)	
Medical, Dental & Laboratory Supplies Expenses			2,023.00	(2,023.00)	
Gasoline, Oil and Lubricants		46,306.94	671,811.82	(671,811.82)	
Agricultural Supplies Expenses		3,000.00	58,366.00	(58,366.00)	
Textbooks and Instructional Materials	10,840,000.00	265,091.08	1,359,701.03	9,480,298.97	
Other Supplies Expenses	3,035,000.00	227,421.60	2,850,302.97	184,697.03	
Water Expenses		46,342.10	254,437.96	(254,437.96)	
Electricity	10,473,000.00	1,004,987.35	8,358,325.06	2,114,674.94	
Cooking Gas			6,000.00	(6,000.00)	
Postage and Deliveries			2,279.00	(2,279.00)	
Telephone Expenses - Landline	1,252,000.00	229,739.36	741,336.91	510,663.09	
Telephone Expenses - Mobile			83,183.47	(83,183.47)	
Telephone Expenses - Internet		20,487.17	322,676.58	(322,676.58)	
Cable, Satellite, Telegraph and Radio Expenses			14,426.00	(14,426.00)	
Membership Dues and Contribution to Organization			162,850.00	(162,850.00)	
Advertising Expenses	170,000.00	700.00	35,090.00	134,910.00	
Printing and Binding Expenses			15,939.80	(15,939.80)	
Rent Expenses	230,000.00		159,957.63	70,042.37	
Representation Expenses					
Transportation and Delivery Expenses	809,000.00		7,280.00	801,720.00	
Subscription Expenses	87,000.00	29,829.50	207,178.00	(120,178.00)	
Legal Services			32,690.00	(32,690.00)	
Auditing Services	136,000.00		48,970.00	87,030.00	
General Services			58,301.64	(58,301.64)	
Janitorial Services					
Security Services			459,664.90	(459,664.90)	
Other Professional Services	2,739,000.00	179,382.50	1,440,707.86	1,298,292.14	
Repair & Maintenance - Land Improvement			471,438.41	(471,438.41)	
Repair & Maintenance - Electr., Power & Energy Structure			34,304.00	(34,304.00)	
Repair & Maintenance - Office Building			254,822.20	(254,822.20)	
Repair & Maintenance - School Building	2,089,000.00		624,675.14	1,464,324.86	
Repair & Maintenance - Other Structure		504,134.64	1,306,280.60	(1,306,280.60)	
Repair & Maintenance - Office Equipment	919,000.00	206,391.00	562,700.00	356,300.00	
Repair & Maintenance - Furniture and Fixtures		17,800.00	31,160.00	(31,160.00)	
Repair & Maintenance - IT Equipment and Software			548,678.00	(548,678.00)	
Repair & Maintenance - Med., Dental & Lab. Equipt.			4,500.00	(4,500.00)	
Repair & Maintenance - Agricultural, Fishery & Forestry Equipments			178,000.40	(178,000.40)	
Repair & Maintenance - Motor Vehicle	1,900,000.00	52,559.00	519,526.49	1,380,473.51	
Repair & Maintenance - Machinerles and Equipment	1,643,000.00		912.00	1,642,088.00	
Repair & Maintenance - Roads, Highways & Bridges			26,269.00	(26,269.00)	
Repair & Maintenance - Artesian Wells, Reservoir, etc.			8,340.00	(8,340.00)	
Repair & Maintenance - Irrigation, Canals & Laterals			17,335.00	(17,335.00)	
Repair & Maintenance - Waterways, Aqueducts, Seawalls Riverwalls and Others		151,783.00	151,783.00	(151,783.00)	
Subsidies, etc.	520,000.00			520,000.00	
Donations			1,000.00	(1,000.00)	
Extra-Ordinary and Miscellaneous Expenses	242,000.00		115,812.89	126,187.11	
Taxes, Duties and Licenses		4,929.06	520,782.61	(520,782.61)	
Fidelity Bond Premium	265,000.00		57,750.00	207,250.00	
Insurance Expenses			165,686.21	(165,686.21)	
Other Maintenance and Operating Expenses		117,853.87	1,304,548.33	(1,304,548.33)	
Sub-Total	51,217,000.00	4,395,761.22	31,786,973.08	19,430,026.92	
Certified Correct:		Submitted by:			
 RILINDA C. SALVADOR Budget Officer Date October 09, 2013		 DELFIN D. MAGPANTAY University President Date October 09, 2013			

STATEMENT OF ALLOTMENTS, OBLIGATIONS AND BALANCES
as of September 30, 2013
(In Pesos)

Department : STATE UNIVERSITIES AND COLLEGES
Agency/OU : BATAAN PENINSULA STATE UNIVERSITY
Fund : GENERAL FUND (101)

P/A/P / ALLOTMENT CLASS / OBJECT OF EXPENDITURE (1)	Allotment Received (2)	Obligations Incurred		Unobligated Balance of Allotment (5)=(2) - (4)	Remarks (6)
		This Report (3)	To Date (4)		
Capital Outlays				-	
Land and Land Improvements Outlay	7,700,000.00	7,700,000.00	7,700,000.00	-	
Building and Structures Outlay				-	
Office Equipment Outlay				-	
Sub-Total	7,700,000.00	7,700,000.00	7,700,000.00	-	
TOTAL	215,633,000.00	23,975,725.24	155,131,703.60	60,501,296.40	
SPECIAL PURPOSE FUNDS					
Miscellaneous Personnel Benefits Fund					
Personal Services	2,115,723.00	192,338.00	1,538,704.00	577,019.00	
(PS requirements of six (6) newly-filled positions)	207,967.00	18,906.00	151,248.00	56,719.00	
Retirement and Life Insurance Premium					
(Government share in the life & retirement insurance contributions of six (6) newly-filled positions)	3,444,500.00		3,444,500.00	-	
FY 2012 Performance-Based Bonus					
Pension and Gratuity Fund, FY 2013 GAA, RA 10352					
Personal Services - Terminal Leave Benefits	1,442,628.00		1,442,627.40	0.60	
Maintenance and Other Operating Expenses					
SARO-BMB-G-13-T000001551 -Scholarship Program for					
899 Scholars (Cngw. Herminia Roman)	2,655,000.00		2,655,000.00	-	
CIBAC Partylist-Cong. Sherwin Tugna	220,000.00		220,000.00	-	
ALE Partylist-CongW. Catalina Bagasina	200,000.00		200,000.00	-	
Unang Pamilya Scholarship Fund	1,000,000.00	1,000,000.00	1,000,000.00	-	
Capital Outlays					
SARO-BMB-G-13-T00000731-Construction/Rehabilitation					
of Academic Building	1,500,000.00	1,500,000.00	1,500,000.00	-	
Sub-Total	12,785,818.00	2,711,244.00	12,152,079.40	633,738.60	
Contingent Fund					
Personal Services					
Maintenance and Other Operating Expenses					
Capital Outlays					
Sub-Total					
TOTAL	12,785,818.00	2,711,244.00	12,152,079.40	633,738.60	
PRIOR YEAR'S BUDGET (CONTINUING APPROPRIATION)					
Personal Services					
Maintenance and Other Operating Expenses					
Capital Outlays					
Sub-Total					
TOTAL					
GRAND TOTAL	228,418,818.00	26,686,969.24	167,283,783.00	61,135,035.00	
Certified Correct:		Submitted by:			
 ERLINDA C. SALVADOR Budget Officer Date October 09, 2013		 DELFINO O. MACAPANTAY University President Date October 09, 2013			